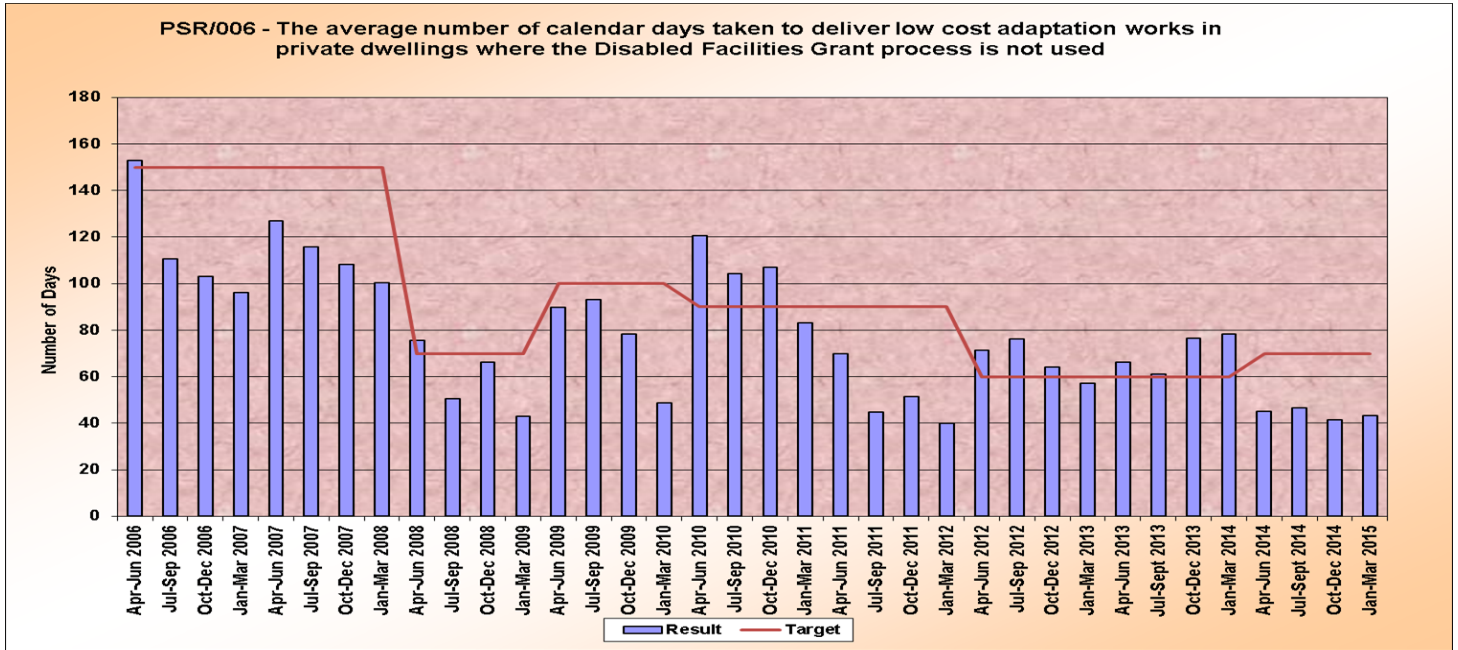
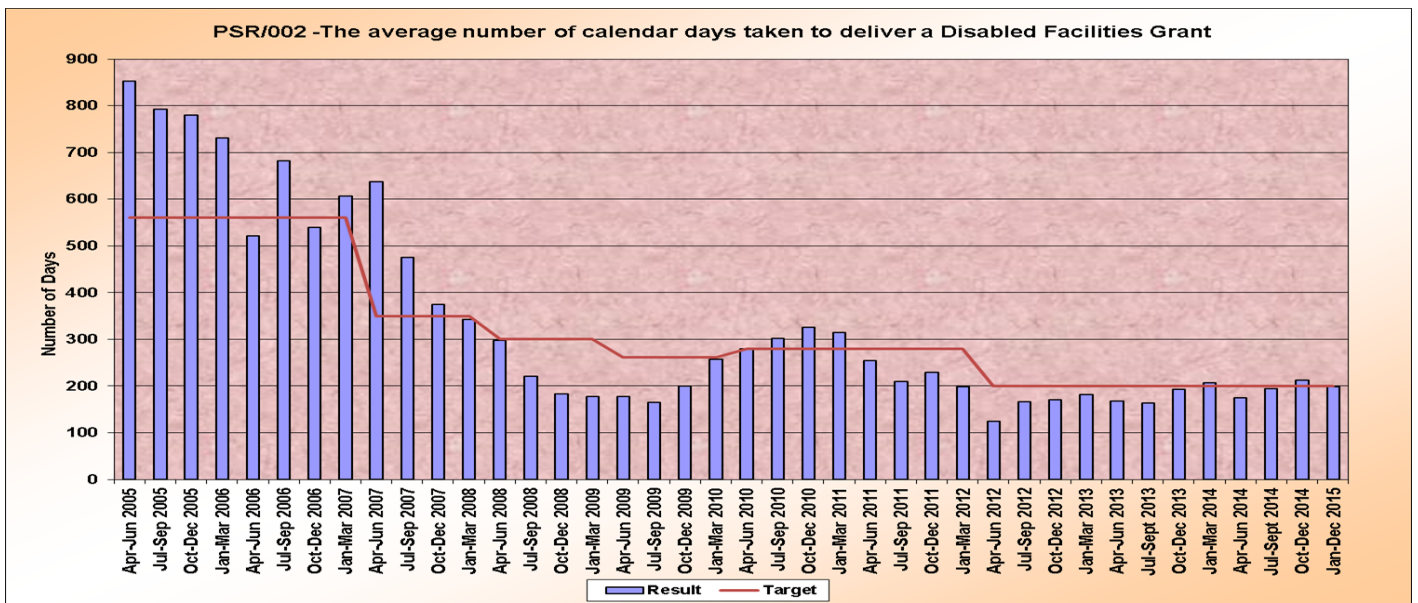


1. Disabled Facilities Adaptations

Indicator Ref	Title	Outturn 13/14	Annual Target 14/15	Quarter 3 14/15 Result	Quarter 4 Result	Annual Result	Progress Against Target
PSR/006	The average number of calendar days taken to deliver low cost adaptation works in private dwellings where the Disabled Facilities Grant process is not used	68.18	70	41.6	43.25	44.33	
		This is a significant improvement on the previous years previous years result.					

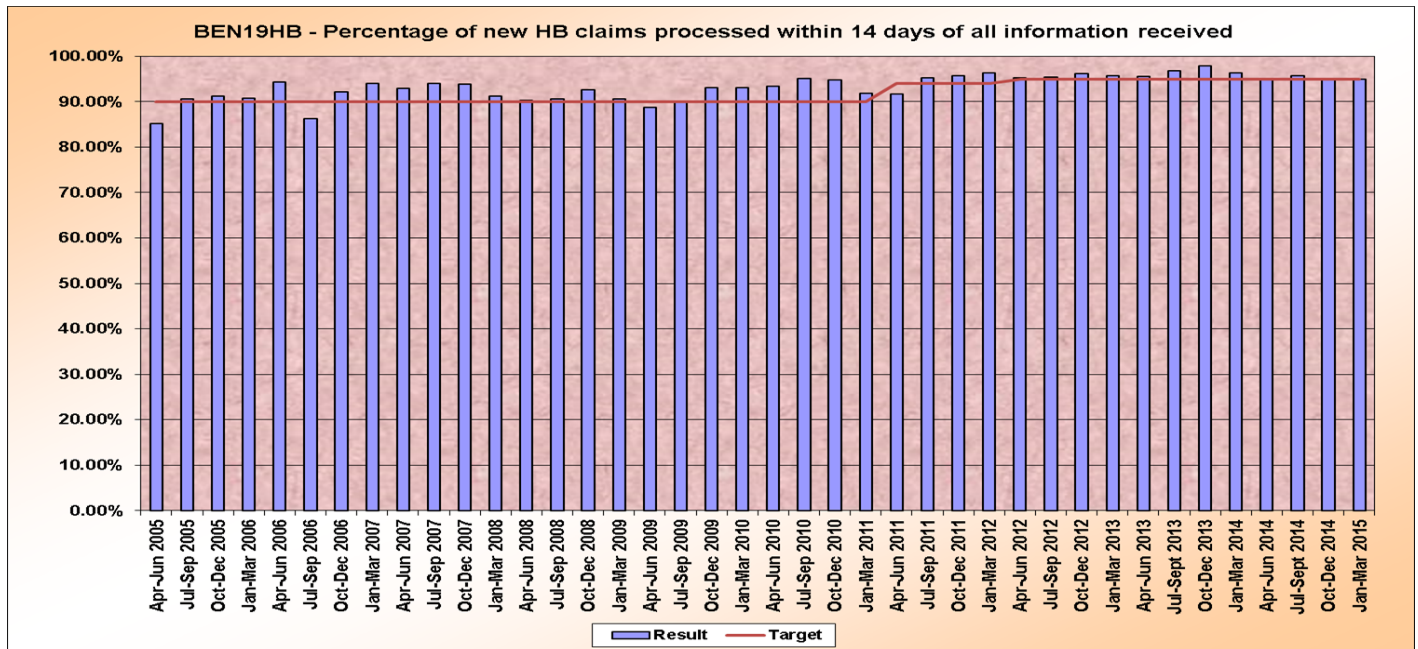


Indicator Ref	Title	Outturn 13/14	Annual Target 14/15	Quarter 3 14/15 Result	Quarter 4 Result	Annual Result	Progress Against Target
PSR/002	The average number of calendar days taken to deliver a Disabled Facilities Grant	189	200	212	198	193	
		Performance improved on previous quarter and met the annual target.					



2. Benefits

Indicator Ref	Title	Outturn 13/14	Annual Target 14/15	Quarter 3 14/15 Result	Quarter 4 14/15 Result	Annual Result	Progress Against Target
BEN19HB	Percentage of new HB claims processed within 14 days of all information received	96.62%	95.00%	94.86%	94.86%	95.13%	
		Pleasing to see that performance has improved in quarter 4 and that the Annual target has been met.					



3. Empty Properties

Indicator Ref	Title	Outturn 13/14	Annual Target 14/15	Quarter 3 14/15 Result	Quarter 4 14/15 Result	Annual Result	Progress Against Target
PSR/004	The percentage of private sector dwellings that had been vacant for more than 6 months at 1 April that were returned to occupation during the year through direct action by the local authority	5.49%	6.60%	4.50%	6.71%	6.71%	
		Work has been carried out consistently throughout the year and the target has been exceeded.					

